



SO PURE™
BEVERAGE TECHNOLOGY



From design through to manufacture we are committed to creating the perfect product for your business, and when coffee is your business you shouldn't settle for anything less than pure brewing perfection. Which is why we think there is only So Pure.

WWW.SO-PURECOFFEE.CO.UK



Unit 30, Calibre Ind. Park Laches close, Off Enterprise Drive, Four Ashes, Wolverhampton, WV10 7DZ
Phone: +44 (0)1902 - 79 86 06 sales@so-purecoffee.co.uk

SO PURE™
BEVERAGE TECHNOLOGY









SO PURE PLATINUM MINI INSTANT 1, 2 & 3

SO PURE PLATINUM MINI INSTANT 1, 2 & 3

Pamper yourself with your favourite drink

Tastes differ. And that is not a problem. With the So Pure Platinum Instant you drink the coffee with the taste that you prefer. Simple: you dispense your coffee with the ideal strength. Would you prefer a fresh cup of tea or a steaming cup of soup? They are prepared in seconds through the separate hot water dispenser. The So Pure Platinum Instant makes it nice and easy for you.

BEAUTIFUL DESIGN AND SUPERIOR CRAFTSMANSHIP

-  Glass front door
-  Multi colour door
-  Larger branding area
-  Larger LED display for customer information
-  Stainless steel details on door
-  Rotatable cup stand for jugs
-  Optional selection buttons
-  Branding on dispense cover



*Height depending on adjustable feet

MODELS

CANISTER CONTENT MINI INSTANT 1

1A: Chocolate: 1 x 4,2 Liter = 2.700 gram

1B: Coffee: 1 x 4,2 Liter = 850 gram

CANISTER CONTENT MINI INSTANT 2

Coffee: 1 x 1,9 Liter = 400 gram

Topping: 1 x 4,2 = 2300 gram

CANISTER CONTENT MINI INSTANT 3

Coffee: 1 x 1,9 Liter = 400 gram

Topping: 1 x 1,9 Liter = 1.050 gram

Chocolate: 1 x 1,9 Liter = 1.250 gram

FEATURES

Very fast dispensing

8 drink selections

Various cup sizes & dispensing heights

Separate (hot) water dispensing point

Illuminated branding LED panel (low energy use)

Jug facility

Cup sensor

Easy in use and maintenance

Energy saving mode

Automatic cleaning program

Dispense counting (total / daily number of drinks)

OPTIONS/ACCESSORIES

3 kW heating element (standard 2,25 kW)

Stand alone water supply

Several payment systems

Base cabinets (with(out) cold-water options)

Hygiene kit for ingredient / water contact parts

CUSTOMER BRANDING ON REQUEST

Maintenance / cleaning kit

Key switch for free dispensing

TECHNICAL SPECIFICATIONS

Capacity p/hour:	240 cups (120ml, 2.300 W) 300 cups (120 ml, 3.100 W)
Dispensing speed:	App. 8 sec (120 ml)
Boiler volume	4,5 liter
Maximum cup height:	18cm
Power rating:	ac 1N 230V, 50 Hz, 2.300/3.100 W
Water connection:	3/4" BSP
Weight (empty):	33,8 kg

BEVERAGE CHOICE OPTIONS

	MINI INSTANT 1	MINI INSTANT 2	MINI INSTANT 3
Coffee	–	•	•
Cappuccino	–	–	•
Café au lait	–	–	•
Espresso	–	•	•
Hot chocolate	•	–	•
Espresschoc	–	–	•
Creamy choc	–	–	•
Hot water	•	•	•
Jug Coffee	–	•	+
Jug hot chocolate	•	–	+
Jug hot water	+	+	+
Sugar	–	–	±
Café Crème	–	+	+
Decaffeinated	–	±	±
Latte macchiato	–	+	+
Wiener Melange	–	–	+
Soup	–	–	±
Tea	+	+	+
Cold water	–	–	±

*Height depending on adjustable feet

• Standard
+ Optional

± If this option is used, it will replace one other ingredient